

Welcome to UTLearn,

UTLearn Announcement

Welcome to UTLearn, UT Austin's new employee training management system. UTLearn is being released as a phased roll out. Please note that if the training you are looking for is not here, it may be in TXClass or the Compliance Training System. To see the list of legacy training courses not yet migrated to UTLearn, please visit the Legacy Course Catalog available on the UTLearn Help & Hints page.

Your Transcript

No assigned training

Browse for Training

- Compliance & Ethics
- Health, Safety, & Security

Additional Training Resources

Use the following links to access training or acknowledgments that are managed outside of UTLearn.

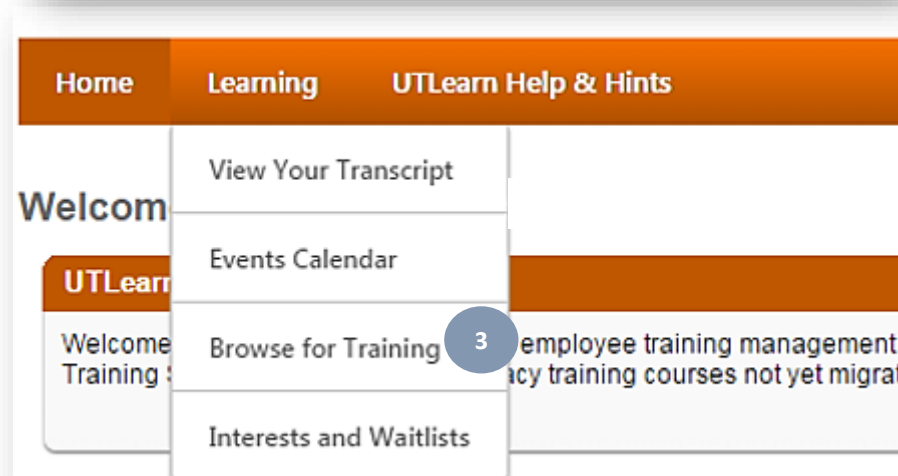
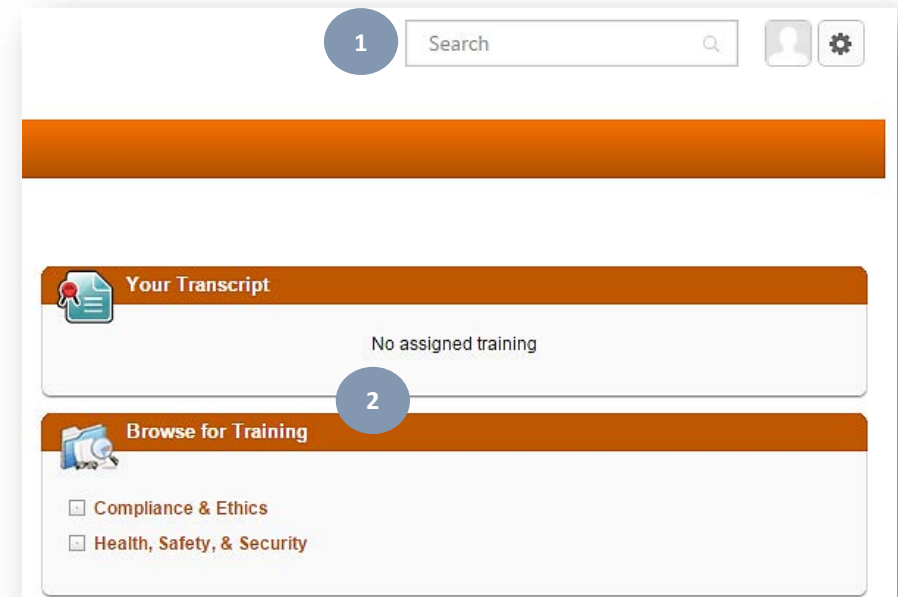
- [Environment Health and Safety](#)
- [Financial Conflict of Interest and Disclosures](#)
- [iDrive Safety](#)
- [Lynda](#)
- [Previous Training History](#)



1. Navigation tabs: horizontal tabs with links.
2. Global Search: enter titles, keywords and descriptions
3. UTLearn Announcement: recent news and updates about the system.
4. Your Transcript: view your transcript and launch online courses
5. Browse for Training: view training by subjects
6. Additional Training Resources: links to other resources outside UTLearn

There are multiple ways to browse and search for training:

1. Enter the training title into the Global Search text field and press Enter.
2. Browse for training by selecting a subject (category).
3. Mouse over the Learning navigation tab and click Browse for Training.





Instructor-led courses


1. Click the training title.
2. The training details page appears with the list of available sessions.
3. Locate the session you want to register for and click the Request button.

Global Search

What would you like to search for?


[Refine search](#)

Training results (1)

 **Less Lethal Electronic Control Device Refresher** 1
Event | UT Austin - ILT


Search > Training Details

Training Details 2

 **Less Lethal Electronic Control Device Refresher**
Event · UT Austin - ILT · 4 hours

Sessions Details


Show [View Full Calendar](#)

 **Session Details** 25 Openings Available
Session · UT Austin - ILT · 4 hours

Location
UT Austin Main Campus
English (US)

Duration
2/24/2016, 7:00 AM - 2/24/2016, 11:00 AM

3

 **Session Details** 25 Openings Available
Session · UT Austin - ILT · 4 hours

Location
UT Austin Main Campus
English (US)

Duration
3/2/2016, 7:00 AM - 3/2/2016, 11:00 AM

2 Results

The screenshot shows a user interface for a transcript page. On the left is a navigation sidebar with options: Bio, Transcript (selected), Actions, and Snapshot. The main content area is titled 'Transcript:' and includes an 'Options' dropdown. Below the title is a paragraph of instructions: 'To view your completed training, print certificates, and/or complete evaluations, please view your Completed items via the drop-down that currently displays Active. To view archived items, select Archived. To view the entire transcript history, select Run Transcript Report.' A summary box shows '0 HRS AGGREGATE TRAINING COMPLETED'. To the right, there are two summary items: 'FISCAL YEAR ENDING 8/31/2016' and 'COST \$0.00'. Below these are filter buttons for 'Active', 'By Due Date', and 'All Types', and a search box labeled 'Search for training'. The search results section shows one result: 'Less Lethal Electronic Control Device Refresher' with 'Due: No Due Date' and 'Status: Registered'. A blue circle with the number '1' is next to the course title, and a blue circle with the number '2' is next to the 'View Training D...' button.

Upon clicking the Request button, the transcript page appears:

1. The course you requested will show in Registered status.
2. Click the View Training Details button to see session details.



Online courses


1. Search for an online course and click the training title.
2. The training details page appears, click the Request button.

Global Search

Global Search


Search input: eoo | Filter: Everything | Search button

Training results

-  **Equal Employment Opportunity (EEO)** 1
Online Class | UT Austin
All persons have the right to be treated fairly and without bias. This Compliance Program training module covers national and state Equal Employment Opportunity laws from enactment to interpretation in the courts over the years. You will learn what the responsibilities of the University are and what your rights as an employee are, as well as h...

Search > Training Details

Training Details

-  **Equal Employment Opportunity (EEO)**
Online Class • UT Austin
[Request](#) 2

All persons have the right to be treated fairly and without bias. This Compliance Program training module covers national and state Equal Employment Opportunity from enactment to interpretation in the courts over the years. You will learn what the responsibilities of the University are and what your rights as an employee are and how to get more information on this subject.

Transcript: Options ▾


To view your completed training, print certificates, and/or complete evaluations, please view your Completed items via the drop-down that currently displays Active. To view archived items, select Archived. To view the entire transcript history, select Run Transcript Report.

0 HRS
AGGREGATE TRAINING COMPLETED

FISCAL YEAR ENDING **8/31/2016** COST **\$0.00**

Active ▾ By Due Date ▾ All Types ▾

Search Results (1)

 **Equal Employment Opportunity (EEO)**
Due: No Due Date Status: Registered 1 2 Launch ▾

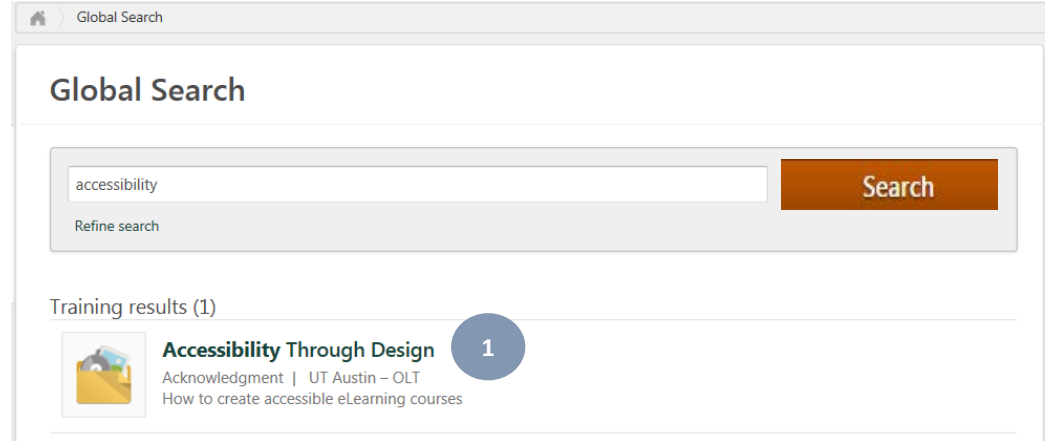
Upon clicking the Request button, the transcript page appears:

1. The course you requested will show in Registered status.
2. Click the Launch button to start the course.



Materials

1. Search for material and click the training title.
2. The training details page appears, click the Request button.




Global Search

accessibility

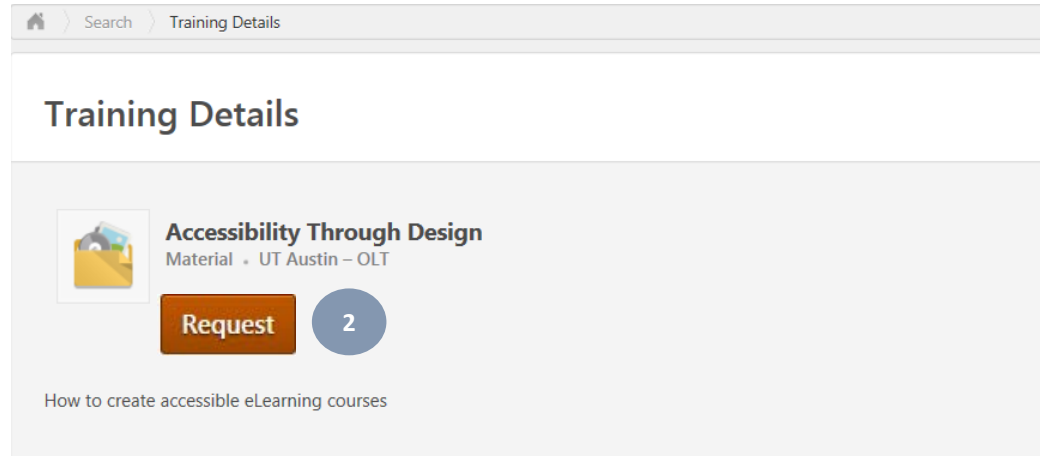
Search

Refine search

Training results (1)


 **Accessibility Through Design** 1

Acknowledgment | UT Austin - OLT
How to create accessible eLearning courses



Search Training Details

Training Details

 **Accessibility Through Design** 2

Material - UT Austin - OLT

Request

How to create accessible eLearning courses

Transcript: Options ▾


To view your completed training, print certificates, and/or complete evaluations, please view your Completed items via the drop-down that currently displays Active. To view archived items, select Archived. To view the entire transcript history, select Run Transcript Report.

0 HRS
AGGREGATE TRAINING COMPLETED

FISCAL YEAR ENDING **8/31/2016** COST **\$0.00**

Active ▾ By Due Date ▾ All Types ▾

Search Results (1)

 **Accessibility Through Design**
Due: No Due Date Status: Registered 1 2 **Launch** ▾

Upon clicking the Request button, the transcript page appears:

1. The course you requested will show in Registered status.
2. Click the Launch button to view the material.